

MUNICIPIO DE FRANCISCO I. MADERO, HIDALGO

Estado Analítico Mensual de Ingresos

Al 30/jun./2022

(Cifras en miles de pesos)

Fecha y hora de Impresión 08/jul./2022 04:17 p. m.

RESOS	Presupuesto Vigente	Ene	Feb	Mar	Abr	May	Jun	Jul	Ago	Sep	Oct	Nov	Dic	Total (Vigente - Total)	Diferencia (Vigente - Total)
Ingresos	\$201.0	\$0.0	\$0.0	\$0.0	\$0.9	\$2.2	\$61.8	\$0.0	\$0.0	\$0.0	\$0.0	\$0.0	\$0.0	\$65.0	\$138.0
JUEGOS, ESPEC	\$150.0	\$0.0	\$0.0	\$0.0	\$0.0	\$0.0	\$61.8	\$0.0	\$0.0	\$0.0	\$0.0	\$0.0	\$0.0	\$61.8	\$88.1
DE JUEGOS PER	\$150.0	\$0.0	\$0.0	\$0.0	\$0.0	\$0.0	\$61.8	\$0.0	\$0.0	\$0.0	\$0.0	\$0.0	\$0.0	\$61.8	\$88.1
DE JUEGOS AMBULAN	\$51.0	\$0.0	\$0.0	\$0.0	\$0.9	\$2.2	\$0.0	\$0.0	\$0.0	\$0.0	\$0.0	\$0.0	\$0.0	\$3.1	\$47.8
DE JUEGOS AMBU	\$51.0	\$0.0	\$0.0	\$0.0	\$0.9	\$2.2	\$0.0	\$0.0	\$0.0	\$0.0	\$0.0	\$0.0	\$0.0	\$3.1	\$47.8
patrimonio	\$1,363.2	\$982.5	\$715.1	\$373.0	\$398.8	\$86.1	\$181.7	\$0.0	\$0.0	\$0.0	\$0.0	\$0.0	\$0.0	\$2,737.4	-\$1,374.2
AL	\$1,305.6	\$976.8	\$687.5	\$341.4	\$360.3	\$39.8	\$145.9	\$0.0	\$0.0	\$0.0	\$0.0	\$0.0	\$0.0	\$2,551.9	-\$1,246.2
NO EDIFICADO	\$500.0	\$669.0	\$376.7	\$96.7	\$280.7	\$16.5	\$98.2	\$0.0	\$0.0	\$0.0	\$0.0	\$0.0	\$0.0	\$1,538.1	-\$1,038.1
NO NO EDIFICADO	\$100.0	\$26.5	\$7.0	\$40.0	\$27.6	\$4.8	\$15.8	\$0.0	\$0.0	\$0.0	\$0.0	\$0.0	\$0.0	\$21.9	-\$21.9
NO EDIFICADO	\$500.0	\$107.4	\$156.5	\$22.5	\$13.1	\$3.7	\$5.0	\$0.0	\$0.0	\$0.0	\$0.0	\$0.0	\$0.0	\$348.5	\$151.4
NO EDIFICADO	\$100.0	\$12.6	\$37.1	\$26.4	\$6.5	\$4.7	\$1.6	\$0.0	\$0.0	\$0.0	\$0.0	\$0.0	\$0.0	\$184.2	-\$84.2
NO MAYORES A 50	\$71.7	\$12.6	\$102.3	\$152.1	\$30.6	\$9.3	\$24.5	\$0.0	\$0.0	\$0.0	\$0.0	\$0.0	\$0.0	\$331.6	-\$259.8
NO AL REGIMEN E	\$33.9	\$13.5	\$7.6	\$3.5	\$1.5	\$0.6	\$0.5	\$0.0	\$0.0	\$0.0	\$0.0	\$0.0	\$0.0	\$27.5	\$6.3
NO DE TRaslADO DE C	\$57.5	\$5.7	\$27.5	\$31.5	\$38.5	\$46.2	\$35.7	\$0.0	\$0.0	\$0.0	\$0.0	\$0.0	\$0.0	\$185.4	-\$127.9
DOMINIO	\$57.5	\$5.7	\$27.5	\$31.5	\$38.5	\$46.2	\$35.7	\$0.0	\$0.0	\$0.0	\$0.0	\$0.0	\$0.0	\$185.4	-\$127.9
Restos	\$100.0	\$50.8	\$61.2	\$20.5	\$22.4	\$13.1	\$22.4	\$0.0	\$0.0	\$0.0	\$0.0	\$0.0	\$0.0	\$190.6	-\$90.6
ESTO PREDIAL	\$100.0	\$50.8	\$61.2	\$20.5	\$22.4	\$13.1	\$22.4	\$0.0	\$0.0	\$0.0	\$0.0	\$0.0	\$0.0	\$190.6	-\$90.6
prediridos en la Ley	\$2,000.0	\$198.3	\$179.2	\$79.6	\$74.9	\$32.4	\$89.6	\$0.0	\$0.0	\$0.0	\$0.0	\$0.0	\$0.0	\$655.3	\$1,344.6
UESTO PREDIAL	\$2,000.0	\$198.3	\$179.2	\$79.6	\$74.9	\$32.4	\$89.6	\$0.0	\$0.0	\$0.0	\$0.0	\$0.0	\$0.0	\$655.3	\$1,344.6
o, goce, aprovecham	\$686.4	\$144.6	\$119.1	\$83.9	\$53.4	\$69.0	\$51.7	\$0.0	\$0.0	\$0.0	\$0.0	\$0.0	\$0.0	\$521.8	\$144.5
SERVICIOS PUBLIC	\$686.4	\$144.6	\$119.1	\$83.9	\$53.4	\$69.0	\$51.7	\$0.0	\$0.0	\$0.0	\$0.0	\$0.0	\$0.0	\$521.8	\$144.5
SERVICIO DE AGU	\$482.5	\$127.2	\$77.7	\$46.3	\$30.6	\$29.8	\$22.0	\$0.0	\$0.0	\$0.0	\$0.0	\$0.0	\$0.0	\$333.9	\$148.6
AGUA POTABLE DC	\$241.2	\$122.3	\$70.6	\$39.8	\$21.5	\$24.9	\$19.2	\$0.0	\$0.0	\$0.0	\$0.0	\$0.0	\$0.0	\$298.7	-\$57.4
AGUA POTABLE CC	\$24.1	\$4.0	\$0.1	\$1.7	\$2.4	\$1.7	\$0.4	\$0.0	\$0.0	\$0.0	\$0.0	\$0.0	\$0.0	\$10.6	\$13.5
AGUA POTABLE IN	\$24.1	\$0.0	\$6.1	\$0.0	\$1.0	\$0.0	\$0.0	\$0.0	\$0.0	\$0.0	\$0.0	\$0.0	\$0.0	\$7.2	\$16.9
SISTEMA DE AGU/	\$96.5	\$0.7	\$0.7	\$4.7	\$5.5	\$3.1	\$2.3	\$0.0	\$0.0	\$0.0	\$0.0	\$0.0	\$0.0	\$17.3	\$79.1
AL SERVICIO DE A	\$96.5	\$0.0	\$0.0	\$0.0	\$0.0	\$0.0	\$0.0	\$0.0	\$0.0	\$0.0	\$0.0	\$0.0	\$0.0	\$0.0	\$96.5
SERVICIO DE DRE	\$9.7	\$1.5	\$1.0	\$0.2	\$0.2	\$0.5	\$0.7	\$0.0	\$0.0	\$0.0	\$0.0	\$0.0	\$0.0	\$4.4	\$5.3
MA DE DRENAJE Y	\$5.0	\$0.2	\$0.0	\$0.0	\$0.0	\$0.0	\$0.0	\$0.0	\$0.0	\$0.0	\$0.0	\$0.0	\$0.0	\$0.2	\$4.7
AL SISTEMA DE DF	\$4.7	\$1.2	\$1.0	\$0.2	\$0.2	\$0.5	\$0.7	\$0.0	\$0.0	\$0.0	\$0.0	\$0.0	\$0.0	\$4.1	\$0.5
USO DE RASTRO,	\$13.2	\$0.0	\$0.0	\$0.0	\$0.0	\$0.0	\$0.0	\$0.0	\$0.0	\$0.0	\$0.0	\$0.0	\$0.0	\$0.0	\$13.2
SLADO DE GANADC	\$13.2	\$0.0	\$0.0	\$0.0	\$0.0	\$0.0	\$0.0	\$0.0	\$0.0	\$0.0	\$0.0	\$0.0	\$0.0	\$0.0	\$13.2
RR SERVICIO Y USO	\$148.7	\$15.8	\$40.3	\$37.2	\$22.5	\$38.6	\$28.9	\$0.0	\$0.0	\$0.0	\$0.0	\$0.0	\$0.0	\$183.4	-\$34.6
DE RESTOS	\$80.7	\$0.0	\$0.0	\$0.4	\$0.0	\$0.0	\$0.0	\$0.0	\$0.0	\$0.0	\$0.0	\$0.0	\$0.0	\$0.4	\$80.3
POR INHUMACION I	\$28.0	\$0.3	\$0.0	\$0.0	\$13.9	\$0.0	\$0.0	\$0.0	\$0.0	\$0.0	\$0.0	\$0.0	\$0.0	\$14.3	\$13.6

MUNICIPIO DE FRANCISCO I. MADERO, HIDALGO

Estado Analítico Mensual de Ingresos

AI 30/jun./2022

(Cifras en miles de pesos)

Fecha y hora de Impresión 08/jul./2022 04:17 p. m.

RESOS	Presupuesto Vigente	Ene	Feb	Mar	Abr	May	Jun	Jul	Ago	Sep	Oct	Nov	Dic	Total (Vigente - Total)	Diferencia (Vigente - Total)
N CIRCULADO DE I	\$10.0	\$0.0	\$0.0	\$0.0	\$0.7	\$0.0	\$1.1	\$0.0	\$0.0	\$0.0	\$0.0	\$0.0	\$0.0	\$1.8	\$6.1
A LA INSTALACION	\$10.0	\$0.3	\$0.0	\$0.7	\$0.3	\$0.3	\$0.3	\$0.0	\$0.0	\$0.0	\$0.0	\$0.0	\$0.0	\$2.2	\$7.7
A CONSTRUCCION	\$5.0	\$0.3	\$0.0	\$0.0	\$1.0	\$0.0	\$1.0	\$0.0	\$0.0	\$0.0	\$0.0	\$0.0	\$0.0	\$3.5	\$1.4
A CONSTRUCCION	\$5.0	\$0.0	\$0.0	\$0.0	\$0.0	\$0.0	\$0.0	\$0.0	\$0.0	\$0.0	\$0.0	\$0.0	\$0.0	\$5.0	\$5.0
A CONSTRUCCION	\$10.0	\$0.0	\$0.0	\$0.0	\$0.0	\$0.0	\$0.0	\$0.0	\$0.0	\$0.0	\$0.0	\$0.0	\$0.0	\$0.0	\$10.0
DE CADAVERES O	\$0.0	\$14.7	\$40.3	\$36.0	\$6.3	\$37.1	\$26.3	\$0.0	\$0.0	\$0.0	\$0.0	\$0.0	\$0.0	\$160.9	-\$160.9
R SERVICIO DE LIM	\$12.0	\$0.0	\$0.0	\$0.0	\$0.0	\$0.0	\$0.0	\$0.0	\$0.0	\$0.0	\$0.0	\$0.0	\$0.0	\$0.0	\$12.0
ELECCION EN CON	\$4.5	\$0.0	\$0.0	\$0.0	\$0.0	\$0.0	\$0.0	\$0.0	\$0.0	\$0.0	\$0.0	\$0.0	\$0.0	\$0.0	\$4.5
E BASURA DE REL	\$4.5	\$0.0	\$0.0	\$0.0	\$0.0	\$0.0	\$0.0	\$0.0	\$0.0	\$0.0	\$0.0	\$0.0	\$0.0	\$0.0	\$4.5
TO Y LIMPIEZA DE	\$3.0	\$0.0	\$0.0	\$0.0	\$0.0	\$0.0	\$0.0	\$0.0	\$0.0	\$0.0	\$0.0	\$0.0	\$0.0	\$0.0	\$3.0
ción de servicios	\$4,722.0	\$313.5	\$574.1	\$457.8	\$409.3	\$231.4	\$210.1	\$0.0	\$0.0	\$0.0	\$0.0	\$0.0	\$0.0	\$2,196.5	\$2,525.4
REGISTRO, LICENC	\$3,399.9	\$174.8	\$443.6	\$197.4	\$194.1	\$147.2	\$153.8	\$0.0	\$0.0	\$0.0	\$0.0	\$0.0	\$0.0	\$1,311.2	\$2,088.7
R REGISTRO FAMILI	\$143.5	\$12.1	\$16.8	\$18.0	\$21.0	\$18.6	\$17.3	\$0.0	\$0.0	\$0.0	\$0.0	\$0.0	\$0.0	\$104.2	\$39.2
NACIMIENTO	\$49.5	\$0.0	\$0.2	\$0.0	\$0.0	\$0.4	\$0.0	\$0.0	\$0.0	\$0.0	\$0.0	\$0.0	\$0.0	\$0.7	\$48.7
MATRIMONIO	\$29.0	\$3.6	\$1.6	\$6.1	\$8.4	\$8.5	\$2.9	\$0.0	\$0.0	\$0.0	\$0.0	\$0.0	\$0.0	\$31.2	-\$2.2
DEFUNCION	\$22.0	\$4.1	\$5.4	\$7.2	\$4.5	\$2.5	\$3.9	\$0.0	\$0.0	\$0.0	\$0.0	\$0.0	\$0.0	\$27.8	-\$5.8
DE SENTENCIAS D	\$27.0	\$2.0	\$2.8	\$2.2	\$3.7	\$3.7	\$4.7	\$0.0	\$0.0	\$0.0	\$0.0	\$0.0	\$0.0	\$19.4	\$7.5
DE ACTOS DEL RE	\$3.5	\$0.0	\$2.8	\$0.0	\$0.0	\$0.0	\$0.0	\$0.0	\$0.0	\$0.0	\$0.0	\$0.0	\$0.0	\$2.8	\$0.6
E ACTAS ORDENA	\$2.5	\$1.9	\$2.5	\$2.0	\$3.7	\$2.4	\$4.3	\$0.0	\$0.0	\$0.0	\$0.0	\$0.0	\$0.0	\$17.0	-\$14.5
N ARCHIVO DE ANI	\$10.0	\$0.3	\$1.3	\$0.4	\$0.5	\$0.9	\$1.3	\$0.0	\$0.0	\$0.0	\$0.0	\$0.0	\$0.0	\$5.0	\$4.9
R SERVICIO DE CE	\$1,850.1	\$71.9	\$87.3	\$85.3	\$67.5	\$60.3	\$70.9	\$0.0	\$0.0	\$0.0	\$0.0	\$0.0	\$0.0	\$443.4	\$1,406.6
DE CONSTANCIAS I	\$69.4	\$3.0	\$3.3	\$2.9	\$2.5	\$4.2	\$2.7	\$0.0	\$0.0	\$0.0	\$0.0	\$0.0	\$0.0	\$18.9	\$50.5
DE CONSTANCIAS	\$0.0	\$0.9	\$1.2	\$0.9	\$0.9	\$1.6	\$1.3	\$0.0	\$0.0	\$0.0	\$0.0	\$0.0	\$0.0	\$7.0	-\$7.0
DE CONSTANCIAS	\$0.0	\$0.5	\$0.9	\$0.2	\$0.3	\$0.4	\$0.4	\$0.0	\$0.0	\$0.0	\$0.0	\$0.0	\$0.0	\$3.0	-\$3.0
DE CONSTANCIAS	\$0.0	\$1.5	\$1.1	\$1.7	\$1.2	\$2.0	\$1.0	\$0.0	\$0.0	\$0.0	\$0.0	\$0.0	\$0.0	\$8.8	-\$8.8
DE CONSTANCIAS I	\$676.0	\$4.4	\$5.0	\$5.6	\$4.2	\$4.4	\$7.8	\$0.0	\$0.0	\$0.0	\$0.0	\$0.0	\$0.0	\$31.5	\$644.4
DE CONSTANCIAS I	\$676.0	\$0.4	\$0.3	\$3.7	\$1.7	\$1.1	\$0.0	\$0.0	\$0.0	\$0.0	\$0.0	\$0.0	\$0.0	\$7.4	\$668.5
DE REGISTRO EN	\$57.2	\$0.0	\$0.2	\$0.0	\$0.3	\$0.0	\$0.1	\$0.0	\$0.0	\$0.0	\$0.0	\$0.0	\$0.0	\$0.8	\$56.3
DE NO ADEUDO FI	\$65.5	\$0.0	\$0.2	\$0.3	\$0.1	\$0.0	\$0.0	\$0.0	\$0.0	\$0.0	\$0.0	\$0.0	\$0.0	\$0.9	\$64.6
RJETA Y/O BOLETY	\$180.0	\$17.1	\$8.7	\$3.8	\$2.2	\$2.0	\$2.1	\$0.0	\$0.0	\$0.0	\$0.0	\$0.0	\$0.0	\$36.2	\$143.8
DE DOCUMENTOS	\$57.4	\$0.0	\$0.0	\$0.0	\$0.0	\$0.0	\$0.0	\$0.0	\$0.0	\$0.0	\$0.0	\$0.0	\$0.0	\$0.0	\$57.4
STRAL	\$68.4	\$0.0	\$0.0	\$0.0	\$0.0	\$0.0	\$0.0	\$0.0	\$0.0	\$0.0	\$0.0	\$0.0	\$0.0	\$0.0	\$68.4
IN Y EXPEDICIÓN I	\$0.0	\$46.8	\$69.2	\$68.7	\$56.3	\$48.4	\$57.9	\$0.0	\$0.0	\$0.0	\$0.0	\$0.0	\$0.0	\$347.5	-\$347.5
R SERVICIOS DE E	\$716.6	\$50.8	\$315.6	\$51.5	\$91.6	\$55.3	\$52.3	\$0.0	\$0.0	\$0.0	\$0.0	\$0.0	\$0.0	\$617.5	\$98.0
DE PLACAS DE FUN	\$186.3	\$29.6	\$5.1	\$10.3	\$43.3	\$6.7	\$6.5	\$0.0	\$0.0	\$0.0	\$0.0	\$0.0	\$0.0	\$101.8	\$84.5

MUNICIPIO DE FRANCISCO I. MADERO, HIDALGO

Estado Analítico Mensual de Ingresos
 Al 30/jun./2022
 (Cifras en miles de pesos)

Presupuesto Vigente	Ene	Feb	Mar	Abr	May	Jun	Jul	Ago	Sep	Oct	Nov	Dic	Total	Diferencia (Vigente - Total)
DE PLACAS DE FUN	\$0.0	\$0.0	\$0.0	\$0.0	\$0.0	\$0.0	\$0.0	\$0.0	\$0.0	\$0.0	\$0.0	\$0.0	\$0.0	\$186.3
DE PLACAS DE FU	\$21.1	\$310.5	\$41.2	\$48.2	\$48.6	\$45.8	\$0.0	\$0.0	\$0.0	\$0.0	\$0.0	\$0.0	\$515.7	-\$358.1
DE PLACAS DE FI	\$0.0	\$0.0	\$0.0	\$0.0	\$0.0	\$0.0	\$0.0	\$0.0	\$0.0	\$0.0	\$0.0	\$0.0	\$0.0	\$186.3
DR EXPEDICION Y F	\$39.8	\$18.3	\$40.9	\$13.2	\$12.2	\$13.0	\$0.0	\$0.0	\$0.0	\$0.0	\$0.0	\$0.0	\$137.7	\$497.9
DE LICENCIAS PAR	\$0.0	\$7.0	\$21.6	\$8.0	\$10.2	\$0.0	\$0.0	\$0.0	\$0.0	\$0.0	\$0.0	\$0.0	\$46.9	\$170.7
N DE LICENCIAS F	\$39.8	\$11.3	\$19.2	\$5.2	\$2.0	\$13.0	\$0.0	\$0.0	\$0.0	\$0.0	\$0.0	\$0.0	\$90.8	\$109.5
ENCIAS PARA FUN	\$217.6	\$0.0	\$0.0	\$0.0	\$0.0	\$0.0	\$0.0	\$0.0	\$0.0	\$0.0	\$0.0	\$0.0	\$0.0	\$217.6
DR EXPEDICION Y F	\$4.0	\$5.3	\$1.5	\$0.5	\$0.6	\$0.1	\$0.0	\$0.0	\$0.0	\$0.0	\$0.0	\$0.0	\$8.2	-\$4.2
DE LICENCIAS O PE	\$2.0	\$4.1	\$1.5	\$0.5	\$0.6	\$0.1	\$0.0	\$0.0	\$0.0	\$0.0	\$0.0	\$0.0	\$7.0	-\$5.0
N DE LICENCIAS O	\$2.0	\$1.1	\$0.0	\$0.0	\$0.0	\$0.0	\$0.0	\$0.0	\$0.0	\$0.0	\$0.0	\$0.0	\$1.1	\$0.8
DR EXPEDICION Y F	\$50.0	\$0.0	\$0.0	\$0.0	\$0.0	\$0.0	\$0.0	\$0.0	\$0.0	\$0.0	\$0.0	\$0.0	\$0.0	\$50.0
DE LICENCIA O PEF	\$25.0	\$0.0	\$0.0	\$0.0	\$0.0	\$0.0	\$0.0	\$0.0	\$0.0	\$0.0	\$0.0	\$0.0	\$0.0	\$25.0
N DE LICENCIA O F	\$25.0	\$0.0	\$0.0	\$0.0	\$0.0	\$0.0	\$0.0	\$0.0	\$0.0	\$0.0	\$0.0	\$0.0	\$0.0	\$25.0
ATERIA DE DESAR	\$1,107.1	\$119.9	\$223.0	\$203.8	\$84.2	\$56.3	\$0.0	\$0.0	\$0.0	\$0.0	\$0.0	\$0.0	\$821.3	\$285.7
DR ALINEAMIENTO,	\$4.1	\$3.2	\$5.1	\$3.5	\$3.5	\$1.9	\$0.0	\$0.0	\$0.0	\$0.0	\$0.0	\$0.0	\$21.4	\$113.5
DESLINDE	\$16.8	\$0.2	\$0.6	\$1.0	\$0.0	\$0.2	\$0.0	\$0.0	\$0.0	\$0.0	\$0.0	\$0.0	\$2.2	\$14.6
DE NUMERO OFICI	\$1.2	\$0.5	\$1.0	\$1.0	\$1.0	\$0.5	\$0.0	\$0.0	\$0.0	\$0.0	\$0.0	\$0.0	\$5.2	\$11.6
IRA DE CALLES	\$1.5	\$0.0	\$0.0	\$0.0	\$0.0	\$0.2	\$0.0	\$0.0	\$0.0	\$0.0	\$0.0	\$0.0	\$1.7	\$15.1
DE ALINEAMIENTO	\$0.4	\$0.2	\$2.2	\$0.7	\$1.0	\$0.2	\$0.0	\$0.0	\$0.0	\$0.0	\$0.0	\$0.0	\$4.9	\$11.8
DE NO AFECTACI	\$0.7	\$2.2	\$1.2	\$0.7	\$1.5	\$0.7	\$0.0	\$0.0	\$0.0	\$0.0	\$0.0	\$0.0	\$7.2	\$9.6
ENCIACION CON GF	\$0.0	\$0.0	\$0.0	\$0.0	\$0.0	\$0.0	\$0.0	\$0.0	\$0.0	\$0.0	\$0.0	\$0.0	\$0.0	\$16.8
DE UBICACION, AF	\$0.0	\$0.0	\$0.0	\$0.0	\$0.0	\$0.0	\$0.0	\$0.0	\$0.0	\$0.0	\$0.0	\$0.0	\$0.0	\$16.8
DE CLAVE CATAST	\$0.0	\$0.0	\$0.0	\$0.0	\$0.0	\$0.0	\$0.0	\$0.0	\$0.0	\$0.0	\$0.0	\$0.0	\$0.0	\$16.8
DR REALIZACION Y I	\$22.5	\$47.0	\$91.0	\$59.7	\$54.9	\$50.3	\$0.0	\$0.0	\$0.0	\$0.0	\$0.0	\$0.0	\$325.6	\$321.0
DE AVALUOS CAT/	\$22.5	\$47.0	\$91.0	\$59.7	\$54.9	\$50.3	\$0.0	\$0.0	\$0.0	\$0.0	\$0.0	\$0.0	\$325.6	-\$25.6
DE AVALUO CATAS	\$300.0	\$0.0	\$0.0	\$0.0	\$0.0	\$0.0	\$0.0	\$0.0	\$0.0	\$0.0	\$0.0	\$0.0	\$0.0	\$300.0
PROGRAMACION	\$15.5	\$0.0	\$0.0	\$0.0	\$0.0	\$0.0	\$0.0	\$0.0	\$0.0	\$0.0	\$0.0	\$0.0	\$0.0	\$15.5
SITA ADICIONAL	\$15.5	\$0.0	\$0.0	\$0.0	\$0.0	\$0.0	\$0.0	\$0.0	\$0.0	\$0.0	\$0.0	\$0.0	\$0.0	\$15.5
AVALUO CATASTRA/	\$15.5	\$0.0	\$0.0	\$0.0	\$0.0	\$0.0	\$0.0	\$0.0	\$0.0	\$0.0	\$0.0	\$0.0	\$0.0	\$15.5
LICENCIA DE CON	\$30.0	\$0.0	\$0.0	\$0.0	\$0.0	\$3.4	\$0.0	\$0.0	\$0.0	\$0.0	\$0.0	\$0.0	\$10.0	\$19.9
CONSTRUCCION	\$5.0	\$0.0	\$0.0	\$4.3	\$0.4	\$3.4	\$0.0	\$0.0	\$0.0	\$0.0	\$0.0	\$0.0	\$10.0	-\$5.0
CONSTRUCCION	\$5.0	\$0.0	\$0.0	\$0.0	\$0.0	\$0.0	\$0.0	\$0.0	\$0.0	\$0.0	\$0.0	\$0.0	\$0.0	\$5.0
PLIACION	\$5.0	\$0.0	\$0.0	\$0.0	\$0.0	\$0.0	\$0.0	\$0.0	\$0.0	\$0.0	\$0.0	\$0.0	\$0.0	\$5.0
MOLICION	\$5.0	\$0.0	\$0.0	\$0.0	\$0.0	\$0.0	\$0.0	\$0.0	\$0.0	\$0.0	\$0.0	\$0.0	\$0.0	\$5.0
USO DE SUELO	\$5.0	\$0.0	\$0.0	\$0.0	\$0.0	\$0.0	\$0.0	\$0.0	\$0.0	\$0.0	\$0.0	\$0.0	\$0.0	\$5.0

MUNICIPIO DE FRANCISCO I. MADERO, HIDALGO

Estado Analítico Mensual de Ingresos Al 30/jun./2022

Fecha y hora de Impresión 08/jul./2022 04:17 p. m.

(Cifras en miles de pesos)

RESOS	Presupuesto Vigente	Ene	Feb	Mar	Abr	May	Jun	Jul	Ago	Sep	Oct	Nov	Dic	Total	Diferencia (Vigente - Total)
IMPACTO URBAN	\$5.0	\$0.0	\$0.0	\$0.0	\$0.0	\$0.0	\$0.0	\$0.0	\$0.0	\$0.0	\$0.0	\$0.0	\$0.0	\$0.0	\$5.0
R AUTORIZACION I	\$5.0	\$0.0	\$0.0	\$0.0	\$0.0	\$0.0	\$0.0	\$0.0	\$0.0	\$0.0	\$0.0	\$0.0	\$0.0	\$0.0	\$5.0
A AUTORIZACION D	\$5.0	\$0.0	\$0.0	\$0.0	\$0.0	\$0.0	\$0.0	\$0.0	\$0.0	\$0.0	\$0.0	\$0.0	\$0.0	\$0.0	\$5.0
HOS POR SERVICI	\$4.3	\$0.0	\$0.0	\$0.0	\$0.0	\$0.0	\$0.0	\$0.0	\$0.0	\$0.0	\$0.0	\$0.0	\$0.0	\$0.0	\$4.3
S DIVERSAS REFEI	\$4.3	\$0.0	\$0.0	\$0.0	\$0.0	\$0.0	\$0.0	\$0.0	\$0.0	\$0.0	\$0.0	\$0.0	\$0.0	\$0.0	\$4.3
R PARTICIPACION	\$50.0	\$0.0	\$0.0	\$0.0	\$0.0	\$0.0	\$0.0	\$0.0	\$0.0	\$0.0	\$0.0	\$0.0	\$0.0	\$0.0	\$50.0
IN EN CONCURSOE	\$50.0	\$0.0	\$0.0	\$0.0	\$0.0	\$0.0	\$0.0	\$0.0	\$0.0	\$0.0	\$0.0	\$0.0	\$0.0	\$0.0	\$50.0
R SUPERVISION DI	\$102.7	\$0.0	\$0.0	\$0.0	\$103.6	\$0.0	\$0.0	\$0.0	\$0.0	\$0.0	\$0.0	\$0.0	\$0.0	\$103.6	-\$0.8
DE OBRA PUBLICA	\$102.7	\$0.0	\$0.0	\$0.0	\$103.6	\$0.0	\$0.0	\$0.0	\$0.0	\$0.0	\$0.0	\$0.0	\$0.0	\$103.6	-\$0.8
R EXPEDICION DE	\$133.3	\$0.4	\$2.0	\$2.7	\$1.9	\$5.7	\$0.5	\$0.0	\$0.0	\$0.0	\$0.0	\$0.0	\$0.0	\$13.5	\$119.8
ARBOLES	\$66.6	\$0.0	\$1.0	\$1.8	\$1.5	\$5.0	\$0.4	\$0.0	\$0.0	\$0.0	\$0.0	\$0.0	\$0.0	\$9.9	\$56.7
IOLES	\$66.6	\$0.4	\$1.0	\$0.9	\$0.4	\$0.6	\$0.0	\$0.0	\$0.0	\$0.0	\$0.0	\$0.0	\$0.0	\$3.5	\$63.0
ECIAL PARA OBRA:	\$0.0	\$105.0	\$67.6	\$124.1	\$30.6	\$19.6	\$0.0	\$0.0	\$0.0	\$0.0	\$0.0	\$0.0	\$0.0	\$347.0	-\$347.0
DE BENEFICIARIO:	\$0.0	\$0.0	\$11.0	\$0.0	\$0.0	\$0.0	\$0.0	\$0.0	\$0.0	\$0.0	\$0.0	\$0.0	\$0.0	\$11.0	-\$11.0
DE BENEFICIARIO:	\$0.0	\$105.0	\$56.6	\$124.1	\$30.6	\$19.6	\$0.0	\$0.0	\$0.0	\$0.0	\$0.0	\$0.0	\$0.0	\$336.0	-\$336.0
SERVICIO PRESTA	\$215.0	\$4.7	\$10.5	\$37.4	\$11.4	\$0.0	\$0.0	\$0.0	\$0.0	\$0.0	\$0.0	\$0.0	\$0.0	\$64.0	\$151.0
R SERVICIO PRES	\$215.0	\$4.7	\$10.5	\$37.4	\$11.4	\$0.0	\$0.0	\$0.0	\$0.0	\$0.0	\$0.0	\$0.0	\$0.0	\$64.0	\$151.0
DE DICTAMEN EN I	\$44.0	\$4.7	\$7.0	\$0.0	\$0.0	\$0.0	\$0.0	\$0.0	\$0.0	\$0.0	\$0.0	\$0.0	\$0.0	\$11.7	\$32.3
DE DICTAMEN EN I	\$44.0	\$0.0	\$0.0	\$0.0	\$0.0	\$0.0	\$0.0	\$0.0	\$0.0	\$0.0	\$0.0	\$0.0	\$0.0	\$0.0	\$44.0
DE PIROTECNIA	\$40.0	\$0.0	\$0.0	\$2.4	\$0.0	\$0.0	\$0.0	\$0.0	\$0.0	\$0.0	\$0.0	\$0.0	\$0.0	\$2.4	\$37.5
DE APROBACION I	\$44.0	\$0.0	\$3.5	\$34.9	\$11.4	\$0.0	\$0.0	\$0.0	\$0.0	\$0.0	\$0.0	\$0.0	\$0.0	\$49.8	-\$5.8
N EN MATERIA DE	\$43.0	\$0.0	\$0.0	\$0.0	\$0.0	\$0.0	\$0.0	\$0.0	\$0.0	\$0.0	\$0.0	\$0.0	\$0.0	\$0.0	\$43.0
echos	\$33.7	\$0.0	\$0.0	\$0.0	\$0.0	\$0.0	\$0.0	\$0.0	\$0.0	\$0.0	\$0.0	\$0.0	\$0.0	\$0.0	\$33.7
A POTABLE	\$33.7	\$0.0	\$0.0	\$0.0	\$0.0	\$0.0	\$0.0	\$0.0	\$0.0	\$0.0	\$0.0	\$0.0	\$0.0	\$0.0	\$33.7
rendidos en la Ley	\$115.1	\$34.2	\$43.9	\$35.6	\$36.1	\$22.8	\$21.1	\$0.0	\$0.0	\$0.0	\$0.0	\$0.0	\$0.0	\$194.0	-\$78.9
A POTABLE	\$115.1	\$34.2	\$43.9	\$35.6	\$36.1	\$22.8	\$21.1	\$0.0	\$0.0	\$0.0	\$0.0	\$0.0	\$0.0	\$194.0	-\$78.9
DE BIENES MUEE	\$1,186.2	\$103.9	\$102.2	\$57.6	\$47.9	\$44.3	\$359.8	\$0.0	\$0.0	\$0.0	\$0.0	\$0.0	\$0.0	\$716.0	\$470.1
S Y PISOS EN LAS	\$822.7	\$90.2	\$69.1	\$42.5	\$44.1	\$40.7	\$53.1	\$0.0	\$0.0	\$0.0	\$0.0	\$0.0	\$0.0	\$340.0	\$482.6
S Y PISOS EN LAS	\$648.6	\$26.9	\$32.9	\$31.1	\$32.3	\$36.7	\$24.0	\$0.0	\$0.0	\$0.0	\$0.0	\$0.0	\$0.0	\$184.1	\$464.4
ADOS EN EL INTER	\$0.0	\$24.6	\$10.4	\$1.1	\$0.0	\$0.0	\$0.8	\$0.0	\$0.0	\$0.0	\$0.0	\$0.0	\$0.0	\$36.9	-\$36.9
TOS DE TERRENO:	\$82.6	\$37.1	\$22.2	\$10.2	\$11.8	\$4.0	\$6.5	\$0.0	\$0.0	\$0.0	\$0.0	\$0.0	\$0.0	\$82.0	-\$0.3
ENTO EN LA VIA PÚ	\$91.3	\$1.2	\$0.0	\$0.0	\$0.0	\$0.0	\$21.8	\$0.0	\$0.0	\$0.0	\$0.0	\$0.0	\$0.0	\$23.0	\$68.3
COPIA SIMPLE O C	\$0.0	\$0.3	\$3.6	\$0.0	\$0.0	\$0.0	\$0.0	\$0.0	\$0.0	\$0.0	\$0.0	\$0.0	\$0.0	\$3.9	-\$3.9
E HOJAS SIMPLES,	\$3.0	\$0.0	\$0.0	\$0.0	\$0.0	\$0.0	\$0.0	\$0.0	\$0.0	\$0.0	\$0.0	\$0.0	\$0.0	\$0.0	\$3.0
	\$3.0	\$0.0	\$0.0	\$0.0	\$0.0	\$0.0	\$0.0	\$0.0	\$0.0	\$0.0	\$0.0	\$0.0	\$0.0	\$0.0	\$3.0

MUNICIPIO DE FRANCISCO I. MADERO, HIDALGO

Estado Analítico Mensual de Ingresos

Al 30/jun./2022

(Cifras en miles de pesos)

Fecha y hora de Impresión 08/jul./2022 04:17 p. m.

RESOS	Presupuesto Vigente	Ene	Feb	Mar	Abr	May	Jun	Jul	Ago	Sep	Oct	Nov	Dic	Total	Diferencia (Vigente - Total)
AL	\$360.5	\$0.0	\$32.3	\$11.0	\$3.9	\$1.7	\$5.1	\$0.0	\$0.0	\$0.0	\$0.0	\$0.0	\$0.0	\$54.2	\$306.2
ENCION INFANTIL (\$40.0	\$0.0	\$0.0	\$0.0	\$0.0	\$0.0	\$0.0	\$0.0	\$0.0	\$0.0	\$0.0	\$0.0	\$0.0	\$0.0	\$40.0
CAIC	\$20.0	\$0.0	\$0.0	\$0.0	\$0.0	\$0.0	\$0.0	\$0.0	\$0.0	\$0.0	\$0.0	\$0.0	\$0.0	\$0.0	\$20.0
A MENSUAL CAIC	\$20.0	\$0.0	\$0.0	\$0.0	\$0.0	\$0.0	\$0.0	\$0.0	\$0.0	\$0.0	\$0.0	\$0.0	\$0.0	\$0.0	\$20.0
DICOS (SALUD)	\$60.0	\$0.0	\$0.2	\$0.6	\$0.0	\$0.4	\$0.3	\$0.0	\$0.0	\$0.0	\$0.0	\$0.0	\$0.0	\$1.7	\$58.3
EDICA	\$20.0	\$0.0	\$0.0	\$0.6	\$0.0	\$0.4	\$0.3	\$0.0	\$0.0	\$0.0	\$0.0	\$0.0	\$0.0	\$1.4	\$18.5
IDICO	\$20.0	\$0.0	\$0.2	\$0.0	\$0.0	\$0.0	\$0.0	\$0.0	\$0.0	\$0.0	\$0.0	\$0.0	\$0.0	\$0.2	\$19.7
MEDICO	\$20.0	\$0.0	\$0.0	\$0.0	\$0.0	\$0.0	\$0.0	\$0.0	\$0.0	\$0.0	\$0.0	\$0.0	\$0.0	\$0.0	\$20.0
A DE REABILITACI	\$100.1	\$0.0	\$0.0	\$2.4	\$3.9	\$1.2	\$4.8	\$0.0	\$0.0	\$0.0	\$0.0	\$0.0	\$0.0	\$12.5	\$87.5
CA	\$20.0	\$0.0	\$0.0	\$1.4	\$2.4	\$0.7	\$1.7	\$0.0	\$0.0	\$0.0	\$0.0	\$0.0	\$0.0	\$6.2	\$13.7
IPACIONAL	\$20.0	\$0.0	\$0.0	\$0.8	\$0.5	\$0.0	\$0.7	\$0.0	\$0.0	\$0.0	\$0.0	\$0.0	\$0.0	\$2.1	\$17.9
OLOGICA	\$20.0	\$0.0	\$0.0	\$0.0	\$0.4	\$0.4	\$1.8	\$0.0	\$0.0	\$0.0	\$0.0	\$0.0	\$0.0	\$2.7	\$17.2
ENGUAJE	\$20.0	\$0.0	\$0.0	\$0.0	\$0.0	\$0.0	\$0.0	\$0.0	\$0.0	\$0.0	\$0.0	\$0.0	\$0.0	\$0.0	\$20.0
N TEMPRANA	\$20.0	\$0.0	\$0.0	\$0.2	\$0.5	\$0.1	\$0.5	\$0.0	\$0.0	\$0.0	\$0.0	\$0.0	\$0.0	\$1.4	\$18.6
L	\$160.2	\$0.0	\$0.0	\$0.0	\$0.0	\$0.0	\$0.0	\$0.0	\$0.0	\$0.0	\$0.0	\$0.0	\$0.0	\$0.0	\$160.2
ENTAL	\$20.0	\$0.0	\$0.0	\$0.0	\$0.0	\$0.0	\$0.0	\$0.0	\$0.0	\$0.0	\$0.0	\$0.0	\$0.0	\$0.0	\$20.0
DENTALES	\$20.0	\$0.0	\$0.0	\$0.0	\$0.0	\$0.0	\$0.0	\$0.0	\$0.0	\$0.0	\$0.0	\$0.0	\$0.0	\$0.0	\$20.0
S	\$20.0	\$0.0	\$0.0	\$0.0	\$0.0	\$0.0	\$0.0	\$0.0	\$0.0	\$0.0	\$0.0	\$0.0	\$0.0	\$0.0	\$20.0
ES	\$20.0	\$0.0	\$0.0	\$0.0	\$0.0	\$0.0	\$0.0	\$0.0	\$0.0	\$0.0	\$0.0	\$0.0	\$0.0	\$0.0	\$20.0
DE FLUOR	\$20.0	\$0.0	\$0.0	\$0.0	\$0.0	\$0.0	\$0.0	\$0.0	\$0.0	\$0.0	\$0.0	\$0.0	\$0.0	\$0.0	\$20.0
ALIENTES	\$0.0	\$0.0	\$32.0	\$7.9	\$0.0	\$0.0	\$0.0	\$0.0	\$0.0	\$0.0	\$0.0	\$0.0	\$0.0	\$40.0	-\$40.0
RIOS	\$0.0	\$0.0	\$32.0	\$0.0	\$0.0	\$0.0	\$0.0	\$0.0	\$0.0	\$0.0	\$0.0	\$0.0	\$0.0	\$32.0	-\$32.0
ENAJENACION DE	\$0.0	\$0.0	\$0.0	\$7.9	\$0.0	\$0.0	\$0.0	\$0.0	\$0.0	\$0.0	\$0.0	\$0.0	\$0.0	\$7.9	-\$7.9
AÑOS PÚBLICOS	\$0.0	\$3.0	\$1.8	\$2.3	\$1.4	\$1.3	\$1.0	\$0.0	\$0.0	\$0.0	\$0.0	\$0.0	\$0.0	\$11.0	-\$11.0
S MUJEBLES E INMI	\$0.0	\$3.0	\$1.8	\$2.3	\$1.4	\$1.3	\$1.0	\$0.0	\$0.0	\$0.0	\$0.0	\$0.0	\$0.0	\$11.0	-\$11.0
EN GENERAL	\$0.0	\$0.0	\$0.0	\$0.0	\$0.0	\$0.0	\$300.0	\$0.0	\$0.0	\$0.0	\$0.0	\$0.0	\$0.0	\$300.0	-\$300.0
Y VALORES DEL MI	\$0.0	\$0.0	\$0.0	\$0.0	\$0.0	\$0.0	\$300.0	\$0.0	\$0.0	\$0.0	\$0.0	\$0.0	\$0.0	\$300.0	-\$300.0
BANCARIOS 2014	\$0.0	\$10.7	-\$1.1	\$1.6	-\$1.5	\$0.5	\$0.4	\$0.0	\$0.0	\$0.0	\$0.0	\$0.0	\$0.0	\$10.7	-\$10.7
S FAISM 2014	\$0.0	\$0.0	\$0.0	\$0.0	\$0.0	\$0.0	\$0.0	\$0.0	\$0.0	\$0.0	\$0.0	\$0.0	\$0.0	\$0.0	\$0.0
S BANCARIOS 2015	\$0.0	\$0.0	\$0.0	\$0.0	\$0.0	\$0.0	\$0.0	\$0.0	\$0.0	\$0.0	\$0.0	\$0.0	\$0.0	\$0.0	\$0.0
S FAISM 2015	\$0.0	\$0.0	\$0.0	\$0.0	\$0.0	\$0.1	\$0.1	\$0.0	\$0.0	\$0.0	\$0.0	\$0.0	\$0.0	\$0.5	-\$0.5
		\$0.0	\$0.0	\$0.0	\$0.0	\$0.1	\$0.1	\$0.0	\$0.0	\$0.0	\$0.0	\$0.0	\$0.0	\$0.5	-\$0.5

MUNICIPIO DE FRANCISCO I. MADERO, HIDALGO

Estado Analítico Mensual de Ingresos

Al 30/jun./2022

(Cifras en miles de pesos)

Fecha y hora de Impresión 08/jul./2022 04:17 p. m.

resosM

RESOS	Presupuesto Vigente	Ene	Feb	Mar	Abr	May	Jun	Jul	Ago	Sep	Oct	Nov	Dic	Total (Vigente - Total)	Diferencia (Vigente - Total)
B BANCARIOS 2016	\$0.0	\$0.0	\$0.0	\$0.0	\$0.0	\$0.0	\$0.0	\$0.0	\$0.0	\$0.0	\$0.0	\$0.0	\$0.0	\$0.1	-\$0.1
BS FAISM 2016	\$0.0	\$0.0	\$0.0	\$0.0	\$0.0	\$0.0	\$0.0	\$0.0	\$0.0	\$0.0	\$0.0	\$0.0	\$0.0	\$0.1	-\$0.1
B BANCARIOS 2017	\$0.0	\$0.0	\$0.0	\$0.0	\$0.0	\$0.0	\$0.0	\$0.0	\$0.0	\$0.0	\$0.0	\$0.0	\$0.0	\$0.2	-\$0.2
BS BENEFICIARIOS	\$0.0	\$0.0	\$0.0	\$0.0	\$0.0	\$0.0	\$0.0	\$0.0	\$0.0	\$0.0	\$0.0	\$0.0	\$0.0	\$0.2	-\$0.2
B BANCARIOS 2018	\$0.0	\$0.0	\$0.0	\$0.0	\$0.0	\$0.0	\$0.0	\$0.0	\$0.0	\$0.0	\$0.0	\$0.0	\$0.0	\$0.2	-\$0.2
BS FAISM 2018	\$0.0	\$0.0	\$0.0	\$0.0	\$0.0	\$0.0	\$0.0	\$0.0	\$0.0	\$0.0	\$0.0	\$0.0	\$0.0	\$0.2	-\$0.2
B BANCARIOS 2019	\$0.0	\$0.0	\$0.1	\$0.1	\$0.1	\$0.1	\$0.1	\$0.0	\$0.0	\$0.0	\$0.0	\$0.0	\$0.0	\$0.6	-\$0.6
BS FGP 2019	\$0.0	\$0.0	\$0.0	\$0.0	\$0.0	\$0.0	\$0.0	\$0.0	\$0.0	\$0.0	\$0.0	\$0.0	\$0.0	\$0.3	-\$0.3
BS FAISM 2019	\$0.0	\$0.0	\$0.0	\$0.0	\$0.0	\$0.0	\$0.0	\$0.0	\$0.0	\$0.0	\$0.0	\$0.0	\$0.0	\$0.2	-\$0.2
BS BENEFICIARIOS	\$0.0	\$0.0	\$0.0	\$0.0	\$0.0	\$0.0	\$0.0	\$0.0	\$0.0	\$0.0	\$0.0	\$0.0	\$0.0	\$0.1	-\$0.1
B BANCARIOS 2020	\$0.0	\$0.0	\$0.0	\$0.0	\$0.0	\$0.0	\$0.0	\$0.0	\$0.0	\$0.0	\$0.0	\$0.0	\$0.0	\$0.0	\$0.0
BS FOFYR 2020	\$0.0	\$0.0	\$0.0	\$0.0	\$0.0	\$0.0	\$0.0	\$0.0	\$0.0	\$0.0	\$0.0	\$0.0	\$0.0	\$0.0	\$0.0
B BANCARIOS 2021	\$0.0	\$10.4	-\$1.3	\$1.3	\$1.3	\$0.1	\$0.1	\$0.0	\$0.0	\$0.0	\$0.0	\$0.0	\$0.0	\$8.9	-\$8.9
BS FFM 2021	\$0.0	\$3.0	\$0.6	\$0.3	\$0.2	\$0.1	\$0.1	\$0.0	\$0.0	\$0.0	\$0.0	\$0.0	\$0.0	\$4.5	-\$4.5
BS ISR 2021	\$0.0	\$0.4	\$0.2	\$0.2	\$0.0	\$0.0	\$0.0	\$0.0	\$0.0	\$0.0	\$0.0	\$0.0	\$0.0	\$1.0	-\$1.0
BS FGP 2021	\$0.0	\$2.6	\$0.3	\$0.1	\$0.1	\$0.1	\$0.1	\$0.0	\$0.0	\$0.0	\$0.0	\$0.0	\$0.0	\$3.5	-\$3.5
BS FOFYR 2021	\$0.0	\$0.1	\$0.0	\$0.0	\$0.0	\$0.0	\$0.0	\$0.0	\$0.0	\$0.0	\$0.0	\$0.0	\$0.0	\$0.2	-\$0.2
BS CISAN 2021	\$0.0	\$0.0	\$0.0	\$0.0	\$0.0	\$0.0	\$0.0	\$0.0	\$0.0	\$0.0	\$0.0	\$0.0	\$0.0	\$0.0	\$0.0
BS IEPS TABACOS 2	\$0.0	\$0.0	\$0.0	\$0.0	\$0.0	\$0.0	\$0.0	\$0.0	\$0.0	\$0.0	\$0.0	\$0.0	\$0.0	\$0.1	-\$0.1
BS IVFASOLINAS 2	\$0.0	\$0.0	\$0.0	\$0.0	\$0.0	\$0.0	\$0.0	\$0.0	\$0.0	\$0.0	\$0.0	\$0.0	\$0.0	\$0.1	-\$0.1
BS ISAN 2021	\$0.0	\$0.0	\$0.0	\$0.0	\$0.0	\$0.0	\$0.0	\$0.0	\$0.0	\$0.0	\$0.0	\$0.0	\$0.0	\$0.0	\$0.0
BS FAISM 2021	\$0.0	\$0.9	\$0.4	\$0.1	-\$1.6	\$0.0	\$0.0	\$0.0	\$0.0	\$0.0	\$0.0	\$0.0	\$0.0	\$0.0	\$0.0
BS FORTAMUN 2021	\$0.0	\$4.3	-\$4.0	\$0.1	-\$0.4	\$0.0	\$0.0	\$0.0	\$0.0	\$0.0	\$0.0	\$0.0	\$0.0	\$0.0	\$0.0
BS REPO 2021	\$0.0	\$1.7	\$1.4	\$0.6	\$0.0	\$0.0	\$0.0	\$0.0	\$0.0	\$0.0	\$0.0	\$0.0	\$0.0	\$3.7	-\$3.7
B BANCARIOS 2022	\$0.0	\$0.0	\$0.0	\$0.0	\$0.0	\$0.0	\$0.0	\$0.0	\$0.0	\$0.0	\$0.0	\$0.0	\$0.0	\$0.0	\$0.0
BS REPO 2022	\$0.0	\$0.0	\$0.0	\$0.0	\$0.0	\$0.0	\$0.0	\$0.0	\$0.0	\$0.0	\$0.0	\$0.0	\$0.0	\$0.0	\$0.0
BS FORTAMUN 2022	\$0.0	\$0.0	\$0.0	\$0.0	\$0.0	\$0.0	\$0.0	\$0.0	\$0.0	\$0.0	\$0.0	\$0.0	\$0.0	\$0.0	\$0.0
OCOM 2022	\$0.0	\$0.0	\$0.0	\$0.0	\$0.0	\$0.0	\$0.0	\$0.0	\$0.0	\$0.0	\$0.0	\$0.0	\$0.0	\$0.0	\$0.0
BS IEPS TABACOS 2	\$0.0	\$0.0	\$0.0	\$0.0	\$0.0	\$0.0	\$0.0	\$0.0	\$0.0	\$0.0	\$0.0	\$0.0	\$0.0	\$0.0	\$0.0
ESTAS A LOS INFR	\$543.5	\$17.6	\$39.3	\$19.3	\$22.4	\$29.6	\$27.4	\$0.0	\$0.0	\$0.0	\$0.0	\$0.0	\$0.0	\$155.7	\$387.7
ESTAS A LOS INFR	\$227.8	\$17.6	\$39.3	\$19.3	\$22.4	\$25.6	\$26.4	\$0.0	\$0.0	\$0.0	\$0.0	\$0.0	\$0.0	\$150.7	\$77.0
ESTAS A LOS INFR	\$227.8	\$17.6	\$39.3	\$19.3	\$22.4	\$25.6	\$26.4	\$0.0	\$0.0	\$0.0	\$0.0	\$0.0	\$0.0	\$150.7	\$77.0
ESTAS A LOS INFR	\$227.8	\$17.6	\$39.3	\$19.3	\$22.4	\$25.6	\$26.4	\$0.0	\$0.0	\$0.0	\$0.0	\$0.0	\$0.0	\$130.9	\$96.8
ESTAS A LOS INFR	\$0.0	\$0.0	\$0.0	\$0.0	\$0.0	\$0.0	\$1.5	\$0.0	\$0.0	\$0.0	\$0.0	\$0.0	\$0.0	\$1.5	-\$1.5
ESTAS A LOS INFR	\$0.0	\$0.0	\$0.0	\$0.0	\$0.0	\$0.0	\$18.3	\$0.0	\$0.0	\$0.0	\$0.0	\$0.0	\$0.0	\$18.3	-\$18.3

MUNICIPIO DE FRANCISCO I. MADERO, HIDALGO

Estado Analítico Mensual de Ingresos

AI 30/jun./2022

(Cifras en miles de pesos)

Fecha y hora de Impresión 08/jul./2022 04:17 p. m.




resosM

RESOS	Presupuesto Vigente	Ene	Feb	Mar	Abr	May	Jun	Jul	Ago	Sep	Oct	Nov	Dic	Total	Diferencia (Vigente - Total)
RESOS															
RESOS POR DAÑOS Alientos	\$0.0	\$0.0	\$0.0	\$0.0	\$0.0	\$4.0	\$1.0	\$0.0	\$0.0	\$0.0	\$0.0	\$0.0	\$0.0	\$5.0	-\$5.0
RESOS POR DAÑOS Alientos	\$0.0	\$0.0	\$0.0	\$0.0	\$0.0	\$4.0	\$1.0	\$0.0	\$0.0	\$0.0	\$0.0	\$0.0	\$0.0	\$5.0	-\$5.0
RESOS POR DAÑOS Alientos	\$315.7	\$0.0	\$0.0	\$0.0	\$0.0	\$0.0	\$0.0	\$0.0	\$0.0	\$0.0	\$0.0	\$0.0	\$0.0	\$0.0	\$315.7
RESOS POR DAÑOS Alientos	\$315.7	\$0.0	\$0.0	\$0.0	\$0.0	\$0.0	\$0.0	\$0.0	\$0.0	\$0.0	\$0.0	\$0.0	\$0.0	\$0.0	\$315.7
RESOS POR DAÑOS Alientos	\$315.7	\$0.0	\$0.0	\$0.0	\$0.0	\$0.0	\$0.0	\$0.0	\$0.0	\$0.0	\$0.0	\$0.0	\$0.0	\$0.0	\$315.7
RESOS POR DAÑOS Alientos	\$49,663.9	\$4,507.2	\$5,335.4	\$3,345.5	\$5,874.5	\$4,134.9	\$3,087.2	\$0.0	\$0.0	\$0.0	\$0.0	\$0.0	\$0.0	\$26,294.9	\$23,369.0
RESOS POR DAÑOS Alientos	\$49,663.9	\$4,507.2	\$5,335.4	\$3,345.5	\$5,874.5	\$4,134.9	\$3,087.2	\$0.0	\$0.0	\$0.0	\$0.0	\$0.0	\$0.0	\$26,294.9	\$23,369.0
RESOS POR DAÑOS Alientos	\$31,868.8	\$3,033.0	\$3,483.6	\$2,043.4	\$3,954.5	\$2,782.4	\$1,847.9	\$0.0	\$0.0	\$0.0	\$0.0	\$0.0	\$0.0	\$17,145.0	\$14,723.8
RESOS POR DAÑOS Alientos	\$13,235.4	\$1,152.4	\$1,301.9	\$1,044.7	\$1,424.4	\$1,213.5	\$1,075.3	\$0.0	\$0.0	\$0.0	\$0.0	\$0.0	\$0.0	\$7,212.4	\$6,023.0
RESOS POR DAÑOS Alientos	\$1,255.3	\$166.8	\$48.9	\$48.9	\$287.7	\$48.7	\$48.9	\$0.0	\$0.0	\$0.0	\$0.0	\$0.0	\$0.0	\$650.2	\$608.1
RESOS POR DAÑOS Alientos	\$1,175.3	\$0.0	\$80.1	\$68.4	\$70.3	\$0.0	\$36.9	\$0.0	\$0.0	\$0.0	\$0.0	\$0.0	\$0.0	\$256.0	\$919.3
RESOS POR DAÑOS Alientos	\$54.8	\$4.5	\$4.5	\$4.5	\$4.5	\$4.5	\$4.5	\$0.0	\$0.0	\$0.0	\$0.0	\$0.0	\$0.0	\$27.4	\$27.4
RESOS POR DAÑOS Alientos	\$270.2	\$30.1	\$35.1	\$26.4	\$24.3	\$32.4	\$22.4	\$0.0	\$0.0	\$0.0	\$0.0	\$0.0	\$0.0	\$170.9	\$89.3
RESOS POR DAÑOS Alientos	\$510.9	\$39.2	\$53.8	\$37.3	\$36.5	\$47.6	\$43.8	\$0.0	\$0.0	\$0.0	\$0.0	\$0.0	\$0.0	\$288.4	\$222.4
RESOS POR DAÑOS Alientos	\$1,292.9	\$63.9	\$72.9	\$68.1	\$65.6	\$0.0	\$11.3	\$0.0	\$0.0	\$0.0	\$0.0	\$0.0	\$0.0	\$282.0	\$1,010.8
RESOS POR DAÑOS Alientos	\$0.0	\$17.0	\$11.0	\$3.4	\$6.4	\$0.0	\$0.0	\$0.0	\$0.0	\$0.0	\$0.0	\$0.0	\$0.0	\$37.9	-\$37.9
RESOS POR DAÑOS Alientos	\$0.0	\$0.0	\$73.3	\$0.0	\$0.0	\$0.0	\$0.0	\$0.0	\$0.0	\$0.0	\$0.0	\$0.0	\$0.0	\$73.3	-\$73.3
RESOS POR DAÑOS Alientos	\$0.0	\$0.0	\$139.7	\$0.0	\$0.0	\$0.0	\$0.0	\$0.0	\$0.0	\$0.0	\$0.0	\$0.0	\$0.0	\$139.7	-\$139.7
RESOS POR DAÑOS Alientos	\$0.0	\$0.0	\$0.0	\$0.0	\$0.0	\$5.6	\$5.7	\$0.0	\$0.0	\$0.0	\$0.0	\$0.0	\$0.0	\$11.3	-\$11.3
RESOS POR DAÑOS Alientos	\$41,705.2	\$3,696.7	\$3,740.3	\$3,718.5	\$3,718.5	\$3,718.5	\$3,718.5	\$0.0	\$0.0	\$0.0	\$0.0	\$0.0	\$0.0	\$22,311.2	\$19,394.0
RESOS POR DAÑOS Alientos	\$41,705.2	\$3,696.7	\$3,740.3	\$3,718.5	\$3,718.5	\$3,718.5	\$3,718.5	\$0.0	\$0.0	\$0.0	\$0.0	\$0.0	\$0.0	\$22,311.2	\$19,394.0
RESOS POR DAÑOS Alientos	\$14,586.2	\$1,458.6	\$1,458.6	\$1,458.6	\$1,458.6	\$1,458.6	\$1,458.6	\$0.0	\$0.0	\$0.0	\$0.0	\$0.0	\$0.0	\$8,751.7	\$5,834.4
RESOS POR DAÑOS Alientos	\$27,119.0	\$2,238.0	\$2,281.7	\$2,259.9	\$2,259.9	\$2,259.9	\$2,259.9	\$0.0	\$0.0	\$0.0	\$0.0	\$0.0	\$0.0	\$13,559.5	\$13,559.5
RESOS POR DAÑOS Alientos	\$3,500.0	\$955.2	\$0.0	\$0.0	\$414.2	\$898.2	\$0.0	\$0.0	\$0.0	\$0.0	\$0.0	\$0.0	\$0.0	\$2,267.7	\$1,232.2
RESOS POR DAÑOS Alientos	\$3,500.0	\$955.2	\$0.0	\$0.0	\$414.2	\$898.2	\$0.0	\$0.0	\$0.0	\$0.0	\$0.0	\$0.0	\$0.0	\$2,267.7	\$1,232.2
RESOS POR DAÑOS Alientos	\$2,000.0	\$955.2	\$0.0	\$0.0	\$414.2	\$148.2	\$0.0	\$0.0	\$0.0	\$0.0	\$0.0	\$0.0	\$0.0	\$1,517.7	\$482.2
RESOS POR DAÑOS Alientos	\$1,500.0	\$0.0	\$0.0	\$0.0	\$0.0	\$750.0	\$0.0	\$0.0	\$0.0	\$0.0	\$0.0	\$0.0	\$0.0	\$750.0	\$750.0
RESOS POR DAÑOS Alientos	\$105,800.7	\$11,006.0	\$10,910.3	\$8,191.6	\$11,073.8	\$9,283.0	\$7,841.8	\$0.0	\$0.0	\$0.0	\$0.0	\$0.0	\$0.0	\$58,306.8	\$47,493.8

MUNICIPIO DE FRANCISCO I. MADERO, HIDALGO

Estado Analítico Mensual de Ingresos
Al 30/jun./2022

Fecha y hora de Impresión 08/jul./2022 04:18 p. m.

Presupuesto Vigente	Mar	Abr	May	Jun	Jul	Ago	Sep	Oct	Nov	Dic	Total (Vigente - Total)	Diferencia
 PROF. RICARDO GUIN PARDO PRESIDENTE MUNICIPAL INSTITUCIONAL AYUNTAMIENTO 2020-2024												
 L.C.E. SANDRA LOPEZ SERRANO TESORERA MUNICIPAL AYUNTAMIENTO 2020-2024												
 PROF. FRANCISCO GONZALEZ GARCIA SINDICO PROCURADOR AYUNTAMIENTO 2020-2024												